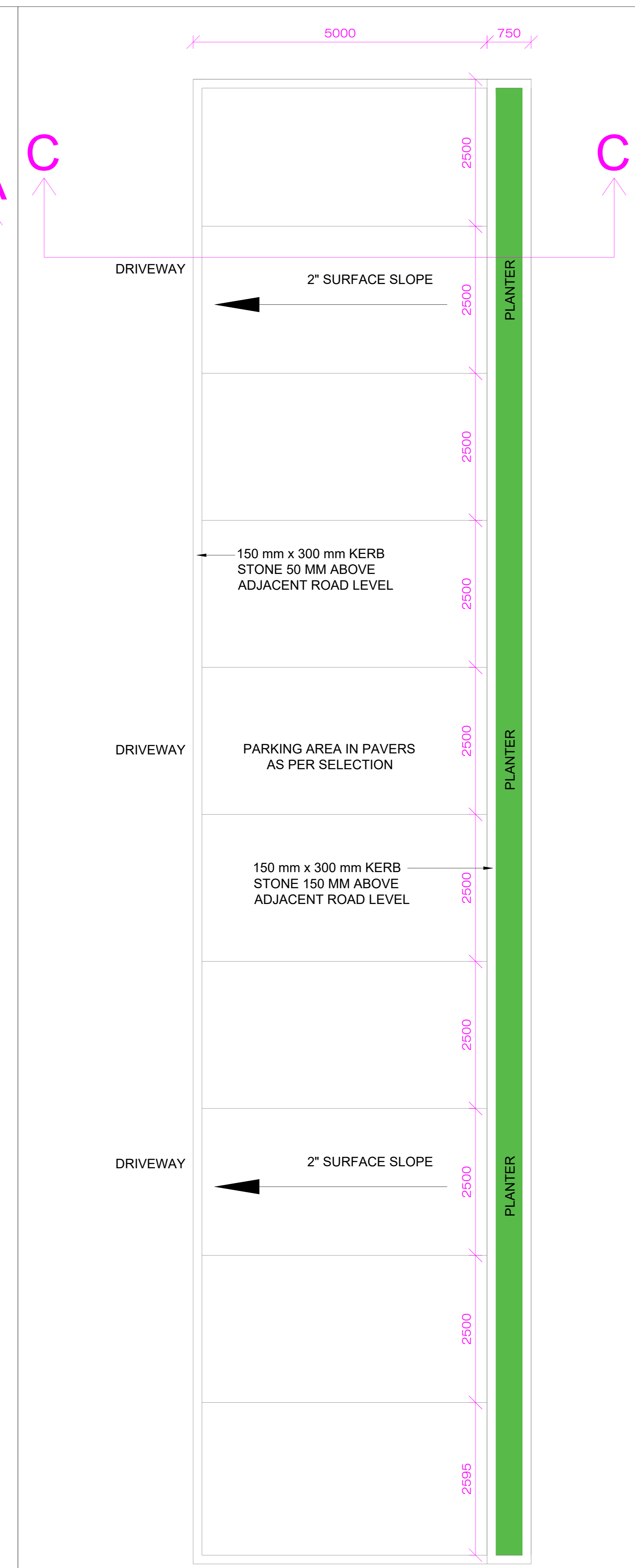
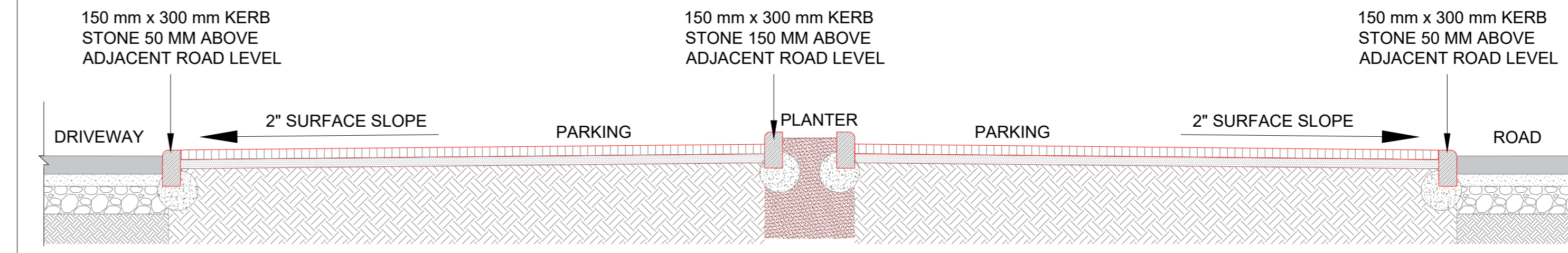


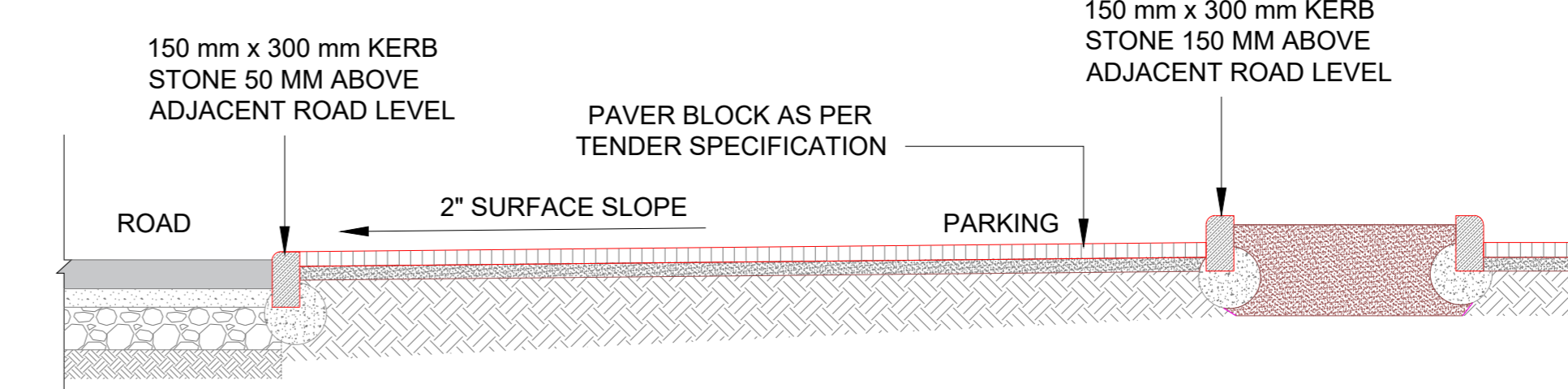
TYPICAL PARKING LAYOUT 1



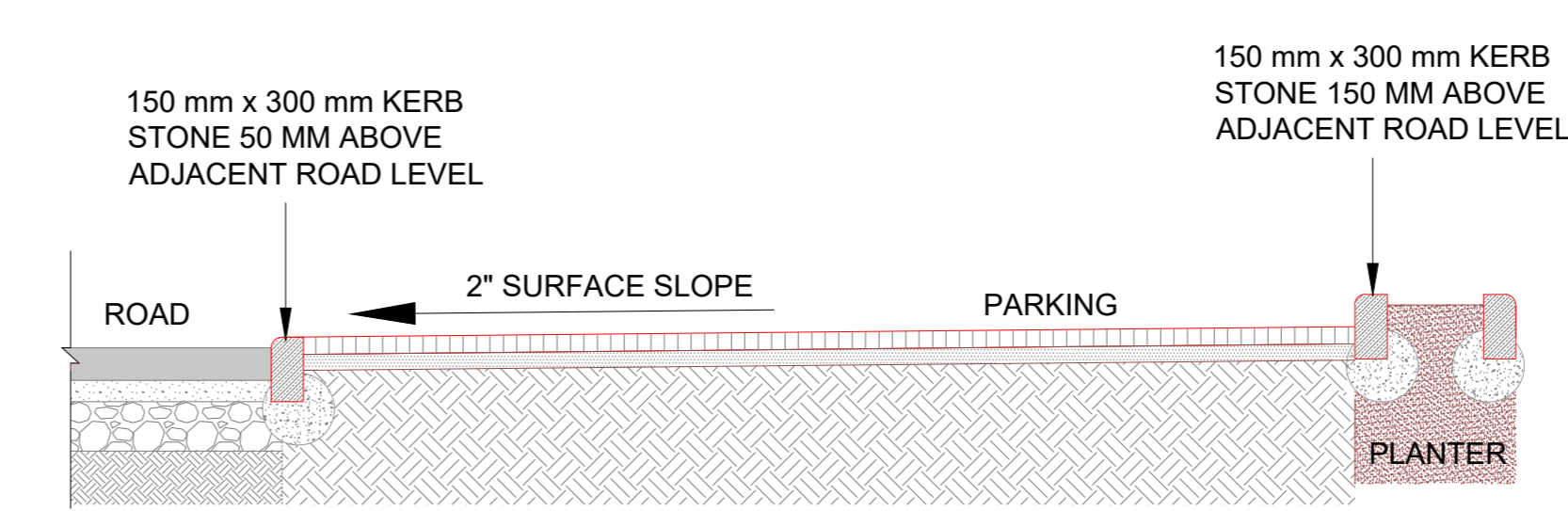
TYPICAL PARKING LAYOUT 2



TYPICAL SECTION AA



TYPICAL SECTION BB



TYPICAL SECTION CC

EXCLUSIVE NOTE

- <1> THIS DRAWING IS CLOSE TO FINAL DRAWING, HOWEVER THERE ARE CHANCES TO VARY/CHANGE BEFORE IT IS RELEASED FOR EXECUTION.
- <2> ONLY DRAWINGS WHICH ARE SIGNED BY AUTHORITIES WILL BE GOOD FOR EXECUTION AND ALL OTHER DRAWINGS SHALL BE ONLY FOR REFERENCE PURPOSE.
- <3> EXECUTION OF WORK SHALL BE AS PER SPECIFICATION IN TENDER DOCUMENT WHICH WILL SUPERSEDE THE DRAWING IN CASE OF ANY AMBIGUITY/CONFLICT BETWEEN DRAWINGS & TENDER SPECIFICATION.
- <4> ALL DRAWINGS ARE SOLE PROPERTY OF ARCHITECT RAVI RAMPARIA. IT SHOULD NOT BE PUBLISHED/COPIED/RE-PRODUCED/HANDED OVER OR EXECUTED TO ANY OTHER CONSULTANT/ARCHITECT DIRECTLY OR INDIRECTLY WITHOUT GETTING WRITTEN PRIOR PERMISSION OF ARCHITECT RAVI RAMPARIA.

GENERAL NOTES

- <1> ALL DIMENSIONS ARE IN MILLIMETER.
- <2> ALL MEASUREMENTS ARE FROM UNFINISHED SURFACE TO UNFINISHED SURFACE.
- <3> ALL DIMENSIONS ARE TO BE READ AND NOT TO BE MEASURED.
- <4> DRIP MOULD IS TO BE PROVIDED AT ALL EXTERNAL WINDOW UNITS.
- <5> A NICHE FOR RAIN WATER PIPES TO BE PROVIDED DURING WALL CONSTRUCTION AT POSITIONS AS PER INSTRUCTION OF ENGINEER IN CHARGE.
- <6> RAIN WATER DRAIN PIPES OR SLEEVES THROUGH BEAMS AND CURBS TO BE INSTALLED WHILE CASTING AS PER THE INSTRUCTION OF ENGINEER IN CHARGE. (LEVEL TO BE DECIDED ON SITE WITH REFERENCE TO AVAILABLE FLOOR GRADIENT).
- <7> CHECKEN MESH TO BE PROVIDED AT EVERY JUNCTION OF MASONRY AND CONCRETE, TO BE FLASHES.
- <8> FOR THE OPENINGS REFER TO DOOR WINDOW SCHEDULE.
- <9> DIMENSIONS OF STRUCTURAL STEEL SECTION AND JUNCTION DETAILS TO BE AS PER STRUCTURAL ENGINEER DRAWINGS.
- <10> FOUNDATION & U.G.W./D.H.M.T. DETAILS AS PER STRUCTURAL ENGINEER DRAWINGS.
- <11> BEFORE COMMENCING THE WORK IT IS MUST TO OBTAIN PRIOR VERIFICATION FROM RESPECTIVE AUTHORITIES.
- <12> THIS DRAWING IS ARCHITECTURE WORKING DRAWING AND NOT STRUCTURE/MEP DRAWING.
- <13> ANY MEASUREMENTS FOR ANY R.C.C./STEEL ELEMENTS LIKE BEAM, COLUMN, SLAB, ETC. SHOULD BE AS PER STRUCTURE ENGINEER DRAWINGS.
- <14> IN CASE OF ANY AMBIGUITIES ON SITE, THE ARCHITECT SHOULD BE INFORMED.
- <15> IT IS MUST TO INFORM AND TO HAVE PRIOR PERMISSION OF ARCHITECT BEFORE MAKING ANY CHANGES ON SITE.
- <16> IT IS MUST FOR RESPECTIVE SITE ENGINEER TO CHECK AND CO-RELATE THE STRUCTURAL DRAWINGS WITH ARCHITECTURAL DRAWINGS.
- <17> REFER THE LATEST REVISED DRAWING.

LEGENDS

PROJECT:
RE-DEVELOPMENT OF GANDHINAGAR CAPITAL STATION ALONG WITH THE DEVELOPMENT OF 300 ROOMS HOTEL AT THE AIRSPACE RIGHTS ABOVE RAILWAY STATION AT GANDHINAGAR, GUJARAT.

CLIENT/AUTHORITY
GANDHINAGAR RAILWAY & URBAN DEVELOPMENT CORPORATION LTD.
(a JV of Govt. of Gujarat & Ministry of Railways)

NO	REVISIONS	BY	CHK	DATE
R2	REVISED AS PER PMC COMMENTS	AJAY	RAVI	16.03.2022
R1	PARKING SHED REMOVED	AJAY	RAVI	28.02.2022

ARCHITECT :
M/S. RAVI RAMPARIA ARCHITECTS
'Shri Ram', Mohan Nagar Plot 2,
Raiya Road, Rajkot, Gujarat 360007
PHONE: +91 97233 17874 www.raviramparia.com

DRAWING STATUS:	SCALE:
FOR TENDER	
DRAWING TITLE: HOTEL PARKING TYPICAL DETAIL 1	DRAWN BY: A. MEET DESIGNED BY: A. RAVI
DRAWING NO: KSP/L/GNC/HTL/PRKT1/TR/R2	CHECKED BY: AJAY DATE: 12/01/2022